



Food Webs

Fifth Grade

Field Trip Activity Guide

NOTES FOR CHAPERONES

Welcome to the Oregon Zoo! Thank you for helping to make this field trip a success.

As a chaperone, please remember the following:

- Keep our animals safe. Remind students not to bang on the glass, yell at the animals, or throw things into the exhibit.
- Keep the group together. Your entire group should always be together – regardless of age and independence.
- Encourage curiosity and exploration. Help students learn and explore by asking questions that keep them involved; responding positively to their answers and ideas; and encouraging them to learn by observing.
- Keep students focused. Make sure students are participating in activities, and gently redirect them if they are having trouble focusing.
- Respect the zoo grounds. Make sure students don't litter, write on walls, climb on exhibits or do anything else that may damage property.
- Respect other visitors. Remind students that they will be sharing the zoo with many other people. Please take turns watching the animals, keep voices low and walk rather than run.

First Aid

First Aid stations are located in the AfriCafe, the reception office at the zoo entrance, and the Administration building by the Education Center. Contact any uniformed employee for assistance.

Lost Students

In the event that students are separated from your group, please notify a uniformed zoo employee or one wearing a nametag. Children should be instructed to do this as well. Please have a complete clothing and appearance description of the lost child(ren). Lost children will be taken to the zoo's main office at the front of the zoo. Inquire there for lost and found items as well.

Recycling Stations

The zoo is strongly committed to sustainable living. On-grounds recycling stations are available for aluminum cans, juice bottles, glass containers, and other items. You can help the zoo save wildlife habitat by recycling these items whenever possible.

Gift Shop

Students must be accompanied in the gift shop. Students without chaperones will be asked to leave.

Eco Explorer Series - 5



STUDENTS IN MY GROUP

1. _____
2. _____
3. _____
4. _____

5. _____
6. _____
7. _____
8. _____

We will meet for LUNCH at:

_____ am/pm

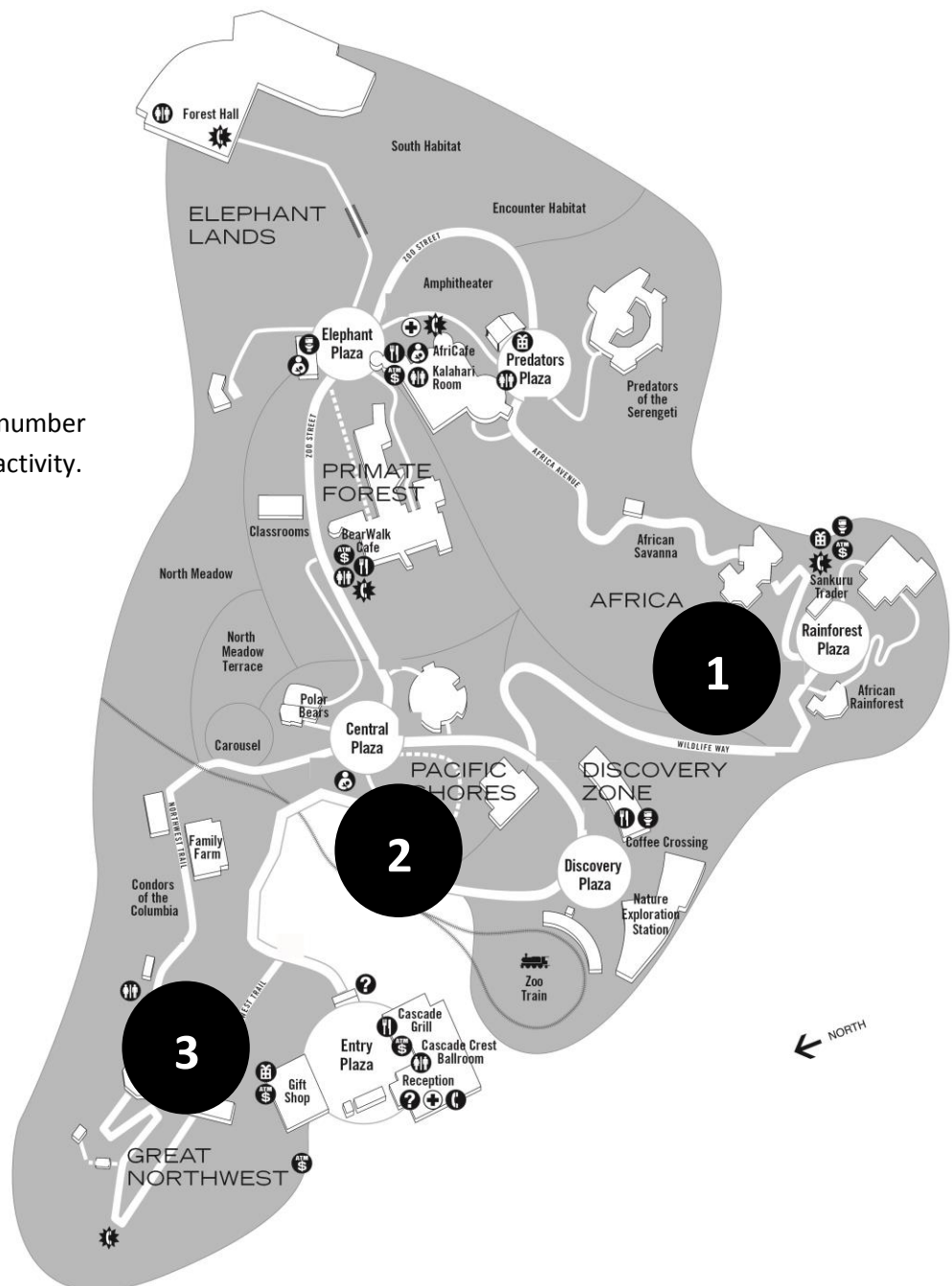
at: _____

We will meet to get on the BUS at:

_____ am/pm

at: _____

Use this map with the number clues to complete the activity.



Learning Targets

As a result of this field trip, I will be able to:

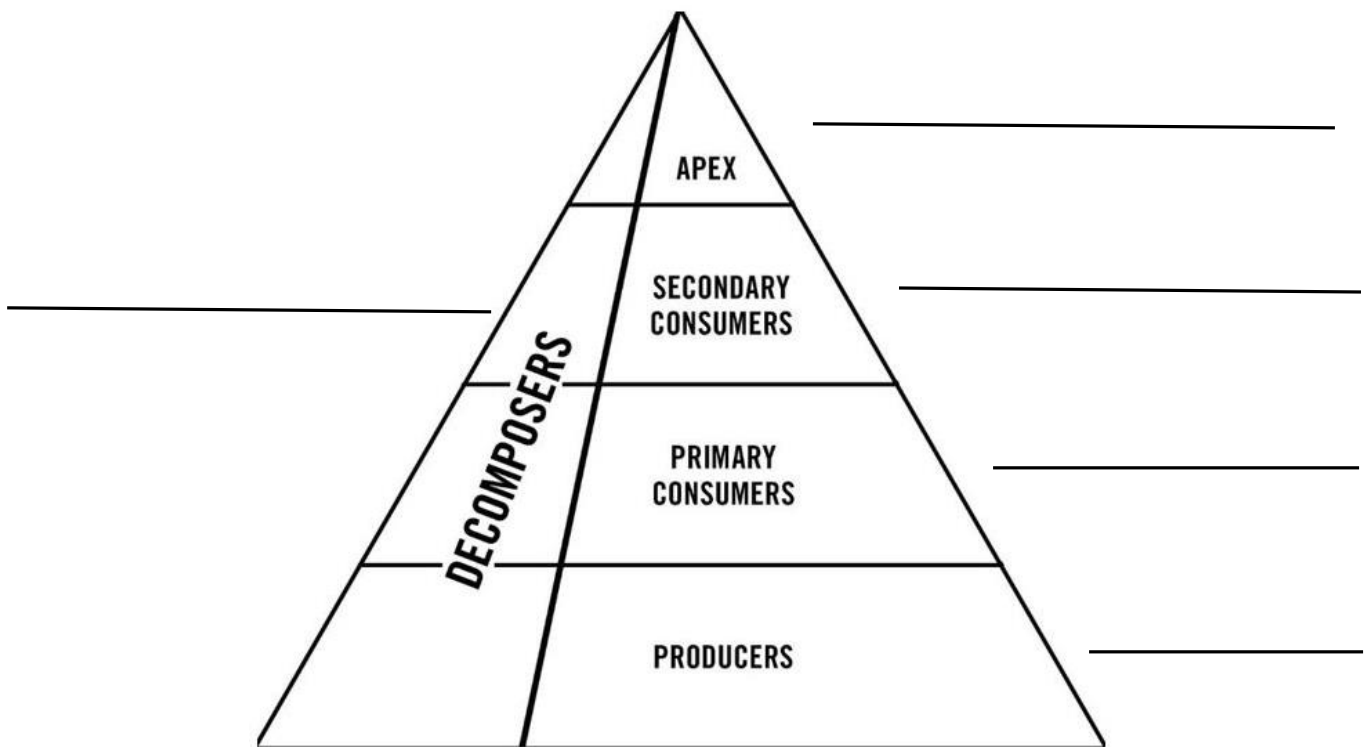
As a result of this field trip, I will be able to:

- Identify the trophic levels in a food web.
- Explain how animals are interconnected through a food web.
- Identify one thing that might happen to an animal if its food web is threatened
- Name two actions they and their families can take to help protect healthy food webs

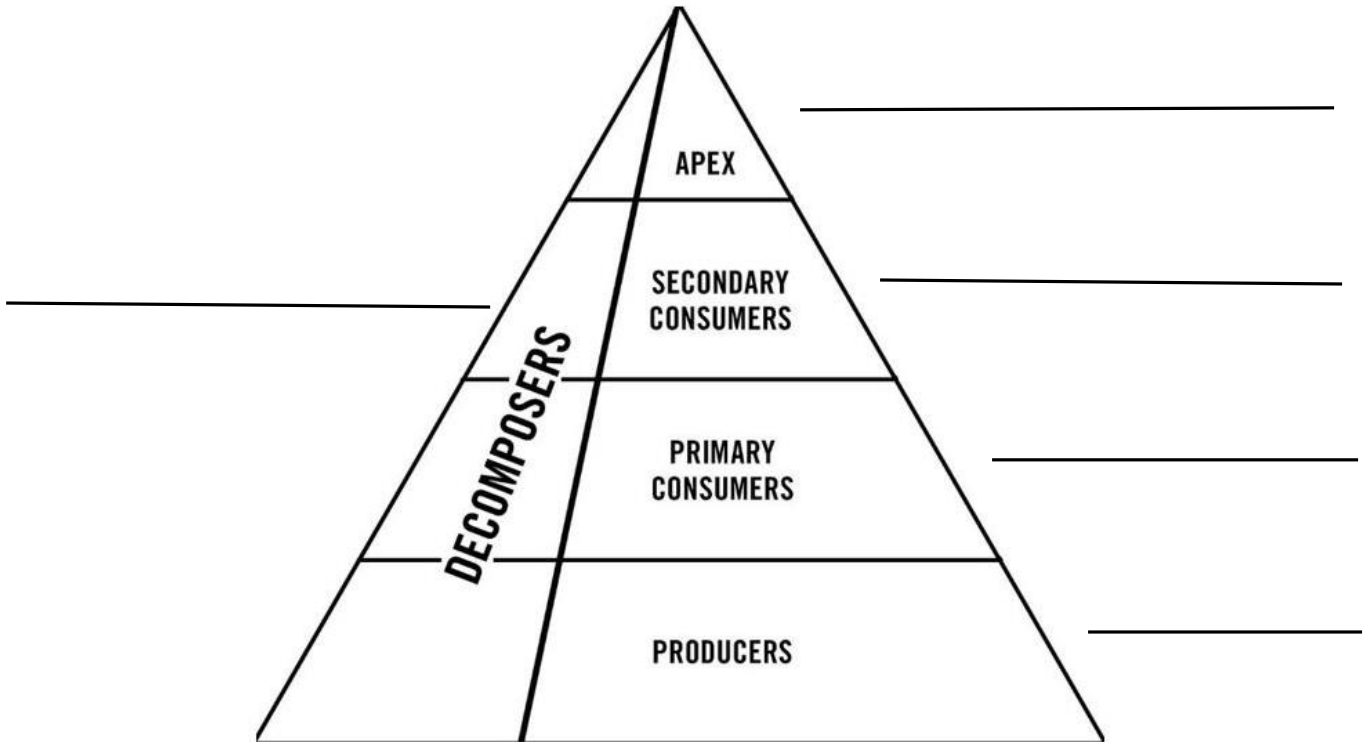
Activity

Directions: As you explore the zoo, see if you can identify plants and animals for each of the trophic levels from the ecosystems listed. Record your answers on the lines below.

Ecosystem: African Rainforest (#1 on map)



Ecosystem: Pacific Shores (#2 on map)



Ecosystem: Temperate Forest (#3 on map)

